PRODUCT DATASHEET

SSP 14 — 4" Submersible Borehole Pump — 14 m³/h series

SSP 14

Min. well 4" (100 mm)

Outlet 1¼", 1½", 2"

PERFORMANCE CHART AT N=2850 RPM

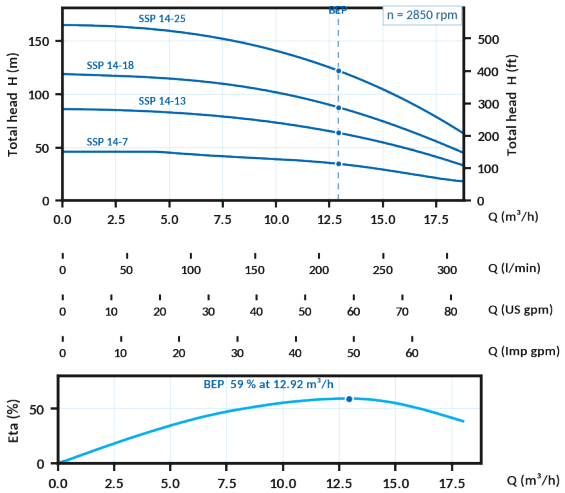

Clean water at 20 °C, tolerances to ISO 9906. Heads are the published figures. One efficiency curve is published for the whole flow series; it is a traced curve for the series and not for a single model.

Typical Applications

- Water supply: borehole abstraction for piped schemes, district distribution and institutional supply.
- Irrigation: field and farm irrigation, sprinkler and drip systems.
- Pressure boosting and filling of elevated and ground-level tanks.
- Mining, drainage and breeding-industry water supply.

Operating Conditions

- Clean water, sand content less than 150 g/m³.
- Water temperature to 35 °C; ambient to 40 °C; immersion to 80 m.
- Rewindable motor, insulation class B, protection IP68, NEMA dimension standards.
- Peak pump efficiency 59 % at 12.92 m³/h.
- Stainless-steel body and shafts; seal ceramic/graphite, SIC or alloy graphite to order; 2 m cable.

Technical Data

Model	Supply	Motor P2		Current at 50 Hz (A)		Stages	Max. head	Max. flow	Outlet	Dimensions (mm)				Weight
		kW	HP	Operating In	Starting Ist	n	(m)	(m³/h)		Ø D	P	M	T	(kg)
SSP 14-7	220-240 V / 380-415 V	2.2	3	15 / 6	68 / 27	7	46	18.8	2"	98 / 95	838	590	1378	22.5
SSP 14-13	380-415 V	4	5.5	10	45	13	86	18.8	2"	98 / 95	1258	723	1931	29
SSP 14-18	380-415 V	5.5	7.5	12	54	18	119	18.8	2"	98 / 95	1678	813	2441	34.2
SSP 14-25	380-415 V	7.5	10	17.3	78	25	165	18.8	2"	98 / 95	2266	903	3119	39.1

Operating current In is the full-load running current at the stated voltage; starting current Ist is direct-on-line. Confirm both against the motor nameplate before sizing cable, starter or overload. Maximum head is the head at zero flow. BEP is the best efficiency point. Ø D is the outside diameter of the pump and of the motor, P is the pump length, M the motor length, T the overall length, and weight is the complete pump with motor.

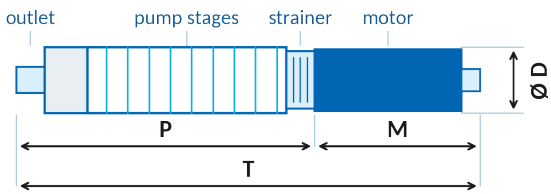

Performance Data

Model	Motor		Total head H (m) at Q (m³/h)					
	kW	HP	0	5	10	14	16	18.8
SSP 14-7	2.2	3	46	45	39	32	26	18
SSP 14-13	4	5.5	86	83	73	60	49	33
SSP 14-18	5.5	7.5	119	115	101	83	66	45
SSP 14-25	7.5	10	165	160	140	115	94	63

Curves and tabulated heads are Satte published data.

MOTOR DATA

Submersible Motors

Rewindable oil-filled motors, n = 2850 rpm

Rewindable oil-filled submersible motors. The designation is the bore followed by SSM and the rating — 4SSM1.5 is the 4" motor at 1.5 kW. In is the full-load running current at the stated voltage and Ist is the direct-on-line starting current. Confirm both against the motor nameplate before sizing cable, starter or overload.

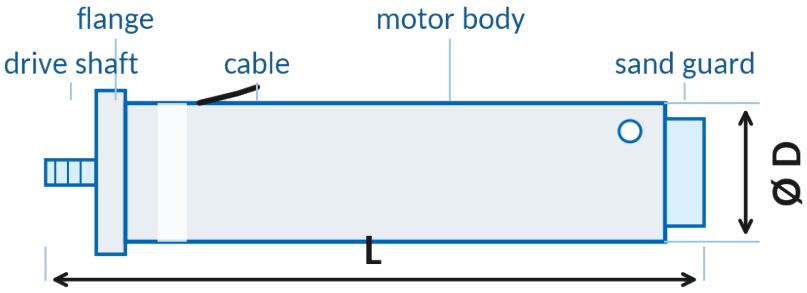

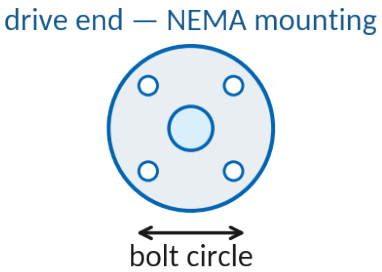

L is the overall motor length and Ø D the body diameter, both as tabulated below. The drive end is to NEMA dimension standards.

4SSM · 4" submersible motor · 220-240 V · 1 phase

Model	P2 kW	P2 HP	Voltage	Ph	In (A)	Ist (A)	cos φ	η (%)	L (mm)	Weight (kg)
4SSM0.25	0.25	0.33	220-240 V	1	2.5	11	0.93	52	348	6.3
4SSM0.37	0.37	0.5	220-240 V	1	3.7	17	0.93	54	363	7.2
4SSM0.55	0.55	0.75	220-240 V	1	4.7	21	0.93	57	378	8
4SSM0.75	0.75	1	220-240 V	1	6.2	28	0.93	60	398	8.7
4SSM1.1	1.1	1.5	220-240 V	1	8	36	0.93	63	438	10.8
4SSM1.5	1.5	2	220-240 V	1	10.5	47	0.93	65	515	13.8
4SSM2.2	2.2	3	220-240 V	1	15	68	0.93	66	605	17.4
4SSM2.6	2.6	3.5	220-240 V	1	17.5	79	0.93	67	645	20.3

4SSM · 4" submersible motor · 380-415 V · 3 phase

Model	P2 kW	P2 HP	Voltage	Ph	In (A)	Ist (A)	cos φ	η (%)	L (mm)	Weight (kg)
4SSM0.25	0.25	0.33	380-415 V	3	1	4	0.75	55	348	6.3
4SSM0.37	0.37	0.5	380-415 V	3	1.4	6	0.75	58	363	7.2
4SSM0.55	0.55	0.75	380-415 V	3	1.8	8	0.76	61	378	8
4SSM0.75	0.75	1	380-415 V	3	2.5	11	0.77	64	398	8.7
4SSM1.1	1.1	1.5	380-415 V	3	3.2	14	0.78	67	438	10.8
4SSM1.5	1.5	2	380-415 V	3	4	18	0.79	69	505	13.8
4SSM2.2	2.2	3	380-415 V	3	6	27	0.80	71	555	17.4
4SSM2.6	2.6	3.5	380-415 V	3	7	32	0.80	71	585	18.6
4SSM3	3	4	380-415 V	3	8	36	0.81	72	620	19.3
4SSM4	4	5.5	380-415 V	3	10	45	0.82	74	723	21.9
4SSM5.5	5.5	7.5	380-415 V	3	12	54	0.83	75	812	25.6
4SSM7.5	7.5	10	380-415 V	3	17.3	78	0.84	76	903	28.3