PRODUCT DATASHEET

5SSP 20 5" Submersible Borehole Pump — 20 m³/h series

5SSP 20
Min. well 5" (130 mm)
Outlet 2", 2½"

PERFORMANCE CHART AT N=2850 RPM

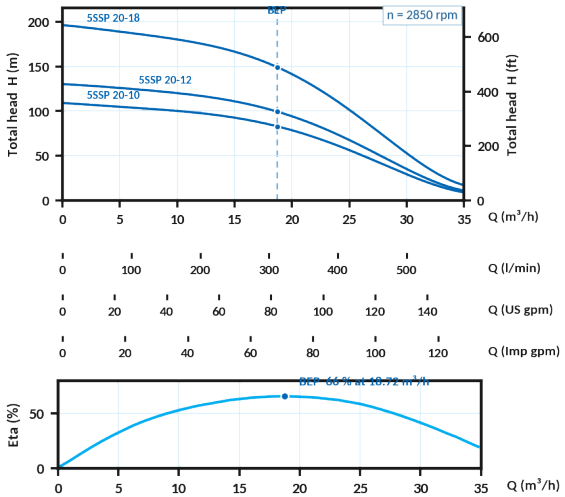

Clean water at 20 °C, tolerances to ISO 9906. Heads are the published figures. One efficiency curve is published for the whole flow series; it is a traced curve for the series and not for a single model.

Typical Applications

- Water supply: borehole abstraction for piped schemes, district distribution and institutional supply.
- Irrigation: field and farm irrigation, sprinkler and drip systems.
- Pressure boosting and filling of elevated and ground-level tanks.
- Mining, drainage and breeding-industry water supply.

Operating Conditions

- Clean water, sand content less than 150 g/m³.
- Water temperature to 35 °C; ambient to 40 °C; immersion to 80 m.
- Rewindable motor, insulation class B, protection IP68, NEMA dimension standards.
- Peak pump efficiency 66 % at 18.72 m³/h.
- Stainless-steel body and shafts; seal ceramic/graphite, SIC or alloy graphite to order; 2 m cable.

Technical Data

Model	Supply	Motor P2		Current at 50 Hz (A)		Stages	Max. head	Max. flow	Outlet	Dimensions (mm)				Weight
		kW	HP	Operating In	Starting Ist	n	(m)	(m³/h)		Ø D	P	M	T	(kg)
5SSP 20-10	380-415 V	7.5	10	17.7	80	10	109	35	2", 2½"	—	—	770	—	—
5SSP 20-12	380-415 V	9.2	12.5	21.7	98	12	130	35	2", 2½"	—	—	830	—	—
5SSP 20-18	380-415 V	15	20	33.9	153	18	196	35	2", 2½"	—	—	980	—	—

Operating current In is the full-load running current at the stated voltage; starting current Ist is direct-on-line. Confirm both against the motor nameplate before sizing cable, starter or overload. Maximum head is the head at zero flow. BEP is the best efficiency point. Ø D is the outside diameter of the pump and of the motor, P is the pump length, M the motor length, T the overall length, and weight is the complete pump with motor. Dimensions and weight for this range are to be confirmed on order.

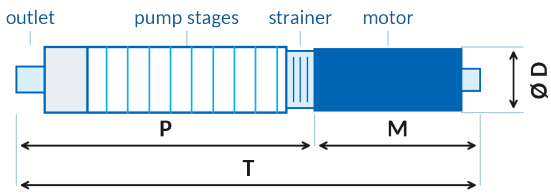

Performance Data

Model	Motor		Total head H (m) at Q (m³/h)							
	kW	HP	0	5	10	15	20	25	30	35
5SSP 20-10	7.5	10	109	105	100	92	80	55	30	9
5SSP 20-12	9.2	12.5	130	126	120	110	96	66	36	11
5SSP 20-18	15	20	196	189	180	165	144	99	54	17

Curves and tabulated heads are Satte published data.

Submersible Motors

Rewindable oil-filled motors, n = 2850 rpm

Rewindable oil-filled submersible motors. The designation is the bore followed by SSM and the rating — 4SSM1.5 is the 4" motor at 1.5 kW. In is the full-load running current at the stated voltage and Ist is the direct-on-line starting current. Confirm both against the motor nameplate before sizing cable, starter or overload.

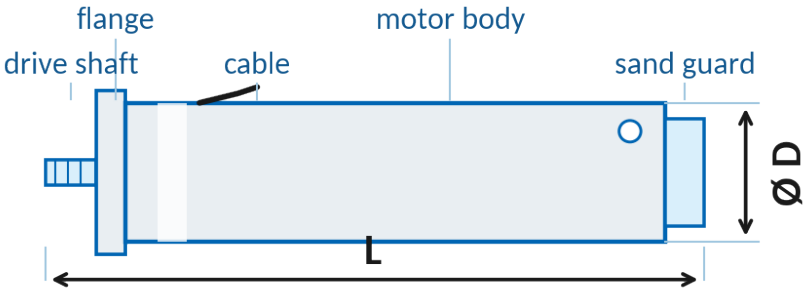

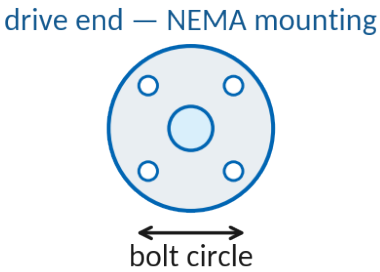

L is the overall motor length and Ø D the body diameter, both as tabulated below. The drive end is to NEMA dimension standards.

5SSM · 5" submersible motor · 220-240 V · 1 phase

Model	P2 kW	P2 HP	Voltage	Ph	In (A)	Ist (A)	cos φ	η (%)	L (mm)	Weight (kg)
5SSM1.5	1.5	2	220-240 V	1	11.5	52	0.93	65	465	16.4
5SSM2.2	2.2	3	220-240 V	1	16.4	74	0.93	66	500	19.6
5SSM3	3	4	220-240 V	1	21.9	99	0.93	67	540	22.3

5SSM · 5" submersible motor · 380-415 V · 3 phase

Model	P2 kW	P2 HP	Voltage	Ph	In (A)	Ist (A)	cos φ	η (%)	L (mm)	Weight (kg)
5SSM1.5	1.5	2	380-415 V	3	4.7	21	0.77	70	465	16.4
5SSM2.2	2.2	3	380-415 V	3	6.1	27	0.78	72	500	19.6
5SSM3	3	4	380-415 V	3	8.3	37	0.79	73	540	22.3
5SSM4	4	5.5	380-415 V	3	10.5	47	0.79	74	600	27.1
5SSM5.5	5.5	7.5	380-415 V	3	13.2	59	0.80	75	670	32.5
5SSM7.5	7.5	10	380-415 V	3	17.7	80	0.80	76	770	38.5
5SSM9.2	9.2	12.5	380-415 V	3	21.7	98	0.82	77	830	42.1
5SSM11	11	15	380-415 V	3	24.9	112	0.82	78	880	45.6
5SSM13	13	17.5	380-415 V	3	29.4	132	0.83	80	930	49.2
5SSM15	15	20	380-415 V	3	33.9	153	0.83	80	980	52.5